

PCTWORLD INTELLECTUAL PROPERTY ORGANIZATION
International Bureau

INTERNATIONAL APPLICATION PUBLISHED UNDER THE PATENT COOPERATION TREATY (PCT)

(51) International Patent Classification ⁶ : C07D 471/04, A61K 31/435 // (C07D 471/04, 221:00, 221:00)	A1	(11) International Publication Number: WO 96/11199 (43) International Publication Date: 18 April 1996 (18.04.96)
(21) International Application Number: PCT/EP95/03808 (22) International Filing Date: 26 September 1995 (26.09.95) (30) Priority Data: 9420168.8 6 October 1994 (06.10.94) GB (71) Applicant (for all designated States except US): KNOLL AKTIENGESELLSCHAFT [DE/DE]; Knollstrasse, D-67071 Ludwigshafen (DE). (72) Inventors; and (75) Inventors/Applicants (for US only): ARMITAGE, Bernard, John [GB/GB]; 105 Bramcote Drive West, Beeston, Nottingham, Nottinghamshire NG9 1DU (GB). LESLIE, Bruce, William [GB/GB]; 1 Thane Road West, Nottingham, Nottinghamshire NG2 3AA (GB). (74) Agents: MILLER, Thomas, Kerr et al.; BASF Aktiengesellschaft, D-67056 Ludwigshafen (DE).	(81) Designated States: AU, BG, BR, BY, CA, CN, CZ, FI, GE, HU, JP, KR, KZ, LV, MX, NO, NZ, PL, RO, RU, SG, SI, SK, UA, US, European patent (AT, BE, CH, DE, DK, ES, FR, GB, GR, IE, IT, LU, MC, NL, PT, SE). Published <i>With international search report.</i>	
(54) Title: NAPHTHYRIDINONE DERIVATIVES		
(57) Abstract		
<p>Compounds of formula (I) including pharmaceutically acceptable salts thereof in which R₁ represents a phenyl C₁₋₆ alkyl group (in which the phenyl ring is optionally substituted by one or more of the following: halo, a C₁₋₄ alkyl group, a C₁₋₄ alkoxy group, hydroxy or trifluoromethyl) and the alkyl chain is optionally substituted by one or more C₁₋₂ alkyl groups; R₂ represents a C₂₋₆ alkoxy carbonyl group; and R₃ represents hydrogen or halo are disclosed, which are antirheumatic agents and are useful as modulators of cytokine synthesis, immunomodulatory agents, anti-inflammatory agents and anti-allergic agents. Compositions containing these compounds and processes to make these compounds are also disclosed.</p>		
<p>(I)</p>		

FOR THE PURPOSES OF INFORMATION ONLY

Codes used to identify States party to the PCT on the front pages of pamphlets publishing international applications under the PCT.

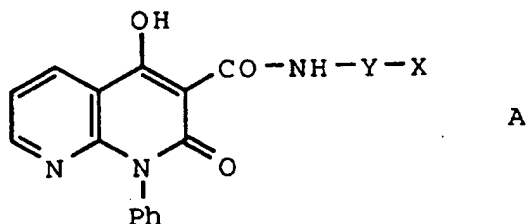
AT	Austria	GB	United Kingdom	MR	Mauritania
AU	Australia	GE	Georgia	MW	Malawi
BB	Barbados	GN	Guinea	NE	Niger
BE	Belgium	GR	Greece	NL	Netherlands
BF	Burkina Faso	HU	Hungary	NO	Norway
BG	Bulgaria	IE	Ireland	NZ	New Zealand
BJ	Benin	IT	Italy	PL	Poland
BR	Brazil	JP	Japan	PT	Portugal
BY	Belarus	KE	Kenya	RO	Romania
CA	Canada	KG	Kyrgyzstan	RU	Russian Federation
CF	Central African Republic	KP	Democratic People's Republic of Korea	SD	Sudan
CG	Congo	KR	Republic of Korea	SE	Sweden
CH	Switzerland	KZ	Kazakhstan	SI	Slovenia
CI	Côte d'Ivoire	LI	Liechtenstein	SK	Slovakia
CM	Cameroon	LK	Sri Lanka	SN	Senegal
CN	China	LU	Luxembourg	TD	Chad
CS	Czechoslovakia	LV	Latvia	TG	Togo
CZ	Czech Republic	MC	Monaco	TJ	Tajikistan
DE	Germany	MD	Republic of Moldova	TT	Trinidad and Tobago
DK	Denmark	MG	Madagascar	UA	Ukraine
ES	Spain	ML	Mali	US	United States of America
FI	Finland	MN	Mongolia	UZ	Uzbekistan
FR	France			VN	Viet Nam
GA	Gabon				

NAPHTHYRIDINONE DERIVATIVES.

The present invention relates to therapeutic agents and, in particular, to substituted alkyl 1-phenylalkyl-4-hydroxy-2-oxo-1,8-naphthyridine-3-carboxylates, to processes for their preparation, to pharmaceutical compositions containing them and to their therapeutic activity as anti-rheumatic agents.

Rheumatoid arthritis is currently treated with anti-inflammatory agents, which alleviate the symptoms but do not affect the progression of the condition, or with disease-modifying antirheumatic drugs e.g. gold compounds, D-penicillamine, sulphasalazine, azathioprine and methotrexate. However, most disease-modifying antirheumatic drugs are associated with side-effects, often of a serious nature. This means that such drugs are often only used as a last resort in the most serious cases. Consequently a need exists for a less toxic, disease-modifying, antirheumatic drug which may be administered orally.

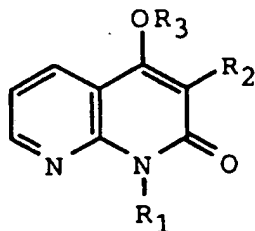
EP 452,873 discloses the use of substituted 1-aryl-1,8-naphthyridine-3-carboxamides of formula A



in which X represents hydrogen, a C₁₋₆ alkyl group, aralkyl, aryl, an aromatic heterocyclic group etc. and Y represents a single bond or alkylene, as antiinflammatory agents which are useful in the treatment of rheumatoid arthritis.

2

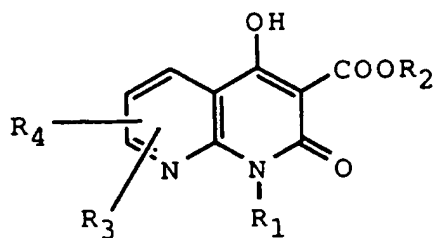
Japanese Patent Application 52-116495 (1977)
discloses compounds of formula B



B

in which R_1 represents an alkyl group (optionally substituted), an alkenyl group or an aryl group; R_2
5 represents hydrogen, an alkyl group (optionally substituted) or an aryl group and R_3 represents hydrogen or an acyl group, which allegedly possess analgesic, antiinflammatory, central nervous system depressant and diuretic effects. There is no suggestion in this
10 document that the compounds have any anti-rheumatic activity.

US 4,128,649 discloses compounds of formula C

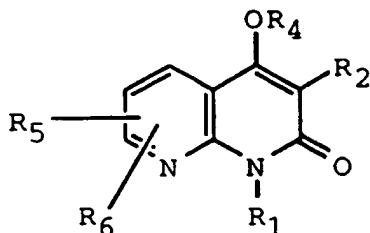


C

wherein R_1 represents hydrogen, alkyl, cycloalkyl, aryl, arylalkyl etc; R_2 represents hydrogen, a C_{1-4} alkyl
15 group, a C_{3-6} alkenyl group or a C_{3-6} alkynyl group; R_3 and R_4 independently represent hydrogen or a C_{1-4} alkyl group and/or salts thereof. Ethyl 1-benzyl-4-hydroxy-7-methyl-2-oxo-1,2-dihydro-1,8-naphthyridine-3-carboxylate is specifically named. The use of these compounds as
20 anti-allergic agents is also disclosed. There is no

suggestion in this document³ that the compounds have any anti-rheumatic activity.

US 4,215,123 discloses a method of treating peptic ulcers comprising the administration of a compound of
5 formula D

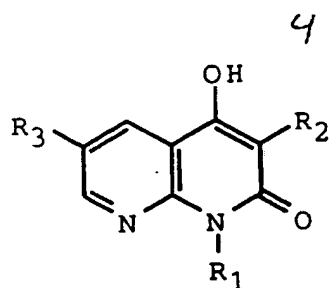


D

wherein R₁ represents hydrogen, a C₁₋₆ alkyl group, a C₇₋₉ aralkyl group etc; R₂ represents hydrogen, a C₂₋₇ alkoxy-carbonyl group, carboxy, carbamoyl, C₂₋₇ N-alkylcarbamoyl etc; R₄ is hydrogen or a C₁₋₆ alkyl group
10 and R₅ and R₆ are independently hydrogen or a C₁₋₆ alkyl group or an alkali metal salt thereof. Ethyl 1-benzyl-1,2-dihydro-4-hydroxy-7-methyl-2-oxo-1,8-naphthyridine-3-carboxylate is specifically exemplified. There is no
15 suggestion in this document that the compounds have any anti-rheumatic activity.

The structure activity relationships of a series of 4-hydroxy-1-phenyl-1,8-naphthyridin-2(1H)-ones, which are anti-allergy agents, is reported in J. Med. Chem. 1988. 31. 2108-2121. 1-Benzyl-3-butyl-4-hydroxy-1,8-
20 naphthyridin-2(1H)-one is disclosed as being inactive.

The present invention provides compounds of formula I



including pharmaceutically acceptable salts thereof
in which

- 5 R_1 represents a phenyl C_{1-6} alkyl group (in which the phenyl ring is optionally substituted by one or more of the following: halo, a C_{1-4} alkyl group, a C_{1-4} alkoxy group, hydroxy or trifluoromethyl) and the alkyl chain is optionally substituted by one or more C_{1-2} alkyl groups;
- 10 R_2 represents a C_{2-6} alkoxy carbonyl group; and
 R_3 represents hydrogen or halo.

In a preferred group of compounds of formula I, R_3 represents halo.

15 It will be understood that a group containing a chain of 3 or more carbon atoms may be straight or branched, for example, propyl includes n-propyl and isopropyl and butyl includes n-butyl, sec-butyl, isobutyl and tert-butyl. The total number of carbon atoms is specified for certain substituents, for example C_{2-6} alkoxy carbonyl refers to an alkoxy carbonyl group
20 having from two to six carbon atoms. The term "halo" covers fluoro, chloro or bromo.

A compound of formula I will generally exist in equilibrium with its other tautomeric forms. It is to be understood that all tautomeric forms of the compounds
25 of formula I, as well as mixtures thereof, are included within the scope of the present invention.

In a more preferred ⁵ group of compounds of formula I, R₁ represents phenethyl or a benzyl group optionally substituted in the phenyl ring by one or more of the following: a C₁₋₄ alkoxy group or halo; R₂ 5 represents a C₂₋₄ alkoxy carbonyl group and R₃ represents hydrogen or halo.

Preferably R₁ represents benzyl, 4-chlorobenzyl, 4-methoxybenzyl or phenethyl. More preferably R₁ represents benzyl or 4-chlorobenzyl. Most preferably R₁ 10 represents benzyl.

Preferably R₂ represents methoxycarbonyl, ethoxycarbonyl or propoxycarbonyl. More preferably R₂ represents ethoxycarbonyl.

Preferably R₃ represents hydrogen, chloro, bromo or 15 fluoro. More preferably R₃ represents hydrogen or chloro. Most preferably R₃ represents chloro.

Specific compounds of formula I are:

ethyl 1-benzyl-6-chloro-4-hydroxy-2-oxo-1,2-dihydro-1,8-naphthyridine-3-carboxylate;

20 ethyl 1-benzyl-4-hydroxy-2-oxo-1,2-dihydro-1,8-naphthyridine-3-carboxylate;

ethyl 1-(4-chlorobenzyl)-4-hydroxy-2-oxo-1,2-dihydro-1,8-naphthyridine-3-carboxylate;

25 ethyl 6-chloro-4-hydroxy-1-(4-methoxybenzyl)-2-oxo-1,2-dihydro-1,8-naphthyridine-3-carboxylate; and

ethyl 4-hydroxy-2-oxo-1-phenethyl-1,2-dihydro-1,8-naphthyridine-3-carboxylate;

and pharmaceutically acceptable salts thereof.

6

Compounds of formula I may contain one or more chiral centres and exist in different optically active forms. When a compound of formula I or a salt thereof contains a single chiral centre it may exist in two
5 enantiomeric forms. The present invention includes individual enantiomers and mixtures of those enantiomers. The enantiomers may be obtained by methods known to those skilled in the art. Such methods typically include resolution via formation of
10 diastereoisomeric salts or complexes which may be separated, for example, by crystallisation; resolution via formation of diastereoisomeric derivatives or complexes which may be separated, for example, by crystallisation, gas-liquid or liquid chromatography;
15 selective reaction of one enantiomer by reaction with an enantiomer-specific reagent, for example, enzymatic esterification, oxidation or reduction, followed by separation of the modified and unmodified enantiomers; or gas-liquid or liquid chromatography in a chiral
20 environment, for example on a chiral support such as silica with a bound chiral ligand or in the presence of a chiral solvent. It will be appreciated that where the desired enantiomer is converted into another chemical entity by one of the separation processes described
25 above, at least one further step will subsequently be required to liberate the desired enantiomeric form. Alternatively, specific enantiomers may be synthesised by asymmetric synthesis using optically active reagents, substrates, catalysts or solvents, or by converting one
30 enantiomer into the other by asymmetric transformation.

When a compound of formula I or a salt thereof contains more than one chiral centre it may exist in diastereoisomeric forms. The diastereoisomeric pairs may be separated by methods known to those skilled in
35 the art, for example, chromatography or crystallisation and the individual enantiomers within each pair may be

separated as described above⁷. The present invention includes each diastereoisomer of compounds of formula I and mixtures thereof.

Some compounds of formula I may exist in the form of solvates, for example, hydrates, which also fall within the scope of the present invention.

The compounds of formula I may form organic or inorganic salts, for example, the compounds of formula I may form acid addition salts with inorganic or organic acids, e.g. hydrochloric acid, hydrobromic acid, fumaric acid, tartaric acid, citric acid, sulphuric acid, hydriodic acid, maleic acid, acetic acid, succinic acid, benzoic acid, pamoic acid, palmitic acid, dodecanoic acid and acidic amino acids such as glutamic acid. Some compounds of formula I may form base addition salts, for example, with alkali metal hydroxides for example sodium hydroxide, with aminoacids for example, lysine or arginine or with organic bases, for example meglumine. It will be appreciated that such salts, provided they are pharmaceutically acceptable may be used in therapy in place of the corresponding compounds of formula I. Such salts are prepared by reacting the compound of formula I with a suitable acid or base in a conventional manner. Such salts may also exist in form of solvates (for example, hydrates).

Certain compounds of formula I or salts thereof may exist in more than one crystal form and the present invention includes each crystal form and mixtures thereof.

The present invention also provides pharmaceutical compositions containing a therapeutically effective amount of a compound of formula I including pharmaceutically acceptable salts thereof together with

a pharmaceutically acceptable ⁸diluent or carrier. Such pharmaceutical formulations may be used in the treatment of rheumatic diseases for example rheumatoid arthritis or osteoarthritis.

5 As used hereinafter, the term "active compound" denotes a compound of formula I including pharmaceutically acceptable salts thereof. In therapeutic use, the active compound may be administered orally, rectally, parenterally, topically, ocularly,
10 aurally, nasally, intravaginally or to the buccal cavity, to give a local and/or systemic effect. Thus the therapeutic compositions of the present invention may take the form of any of the known pharmaceutical compositions for such methods of administration. The
15 compositions may be formulated in a manner known to those skilled in the art so as to give a controlled release, for example rapid release or sustained release, of the compounds of the present invention. Pharmaceutically acceptable carriers suitable for use in
20 such compositions are well known in the art of pharmacy. The compositions of the invention may contain 0.1-99% by weight of active compound. The compositions of the invention are generally prepared in unit dosage form. Preferably the unit dosage of active ingredient is 1-
25 500 mg. The excipients used in the preparation of these compositions are the excipients known in the pharmacist's art.

Compositions for oral administration are preferred compositions of the invention and there are known
30 pharmaceutical forms for such administration, for example tablets, capsules, granules, syrups and aqueous or oily suspensions.

Tablets may be prepared from a mixture of the active compound with fillers such as lactose or calcium

phosphate, disintegrating^g agents, for example maize starch, lubricating agents, for example magnesium stearate, binders for example microcrystalline cellulose or polyvinyl pyrrolidone and other optional ingredients
5 known in the art to permit tableting the mixture by known methods. The tablets may, if desired, be coated using known methods and excipients which may include enteric coating using for example hydroxypropylmethyl-cellulose phthalate. The tablets may be formulated in a
10 manner known to those skilled in the art so as to give a sustained release of the compounds of the present invention. Such tablets may, if desired, be provided with enteric coatings by known methods, for example by the use of cellulose acetate phthalate.

15 Similarly, capsules, for example hard or soft gelatin capsules, containing the active compound with or without added excipients, may be prepared by known methods and, if desired, provided with enteric coatings in a known manner. The tablets and capsules may
20 conveniently each contain 0.1 to 1000 mg (for example 10 mg, 50 mg, 100 mg, 200 mg, 400 mg, 600 mg or 800 mg) of the active compound. Other compositions for oral administration include, for example, aqueous suspensions containing the active compound in an aqueous medium in
25 the presence of a non-toxic suspending agent such as sodium carboxymethylcellulose, and oily suspensions containing a compound of the present invention in a suitable vegetable oil, for example sunflower oil.

The active compound may be formulated into granules
30 with or without additional excipients. The granules may be ingested directly by the patient or they may be added to a suitable liquid carrier (for example water) before ingestion. The granules may contain disintegrants (for example a pharmaceutically acceptable effervescent
35 couple formed from an acid and a carbonate or

bicarbonate salt) to facilitate dispersion in the liquid medium.

Compositions for topical administration are also preferred compositions of the invention. The
5 pharmaceutically active compound may be dispersed in a pharmaceutically acceptable cream, ointment or gel. A suitable cream may be prepared by incorporating the active compound in a topical vehicle such as petrolatum and/or light liquid paraffin, dispersed in an aqueous
10 medium using surfactants. An ointment may be prepared by mixing the active compound with a topical vehicle such as a mineral oil, petrolatum and/or a wax e.g. paraffin wax or beeswax. A gel may be prepared by mixing the active compound with a topical vehicle
15 comprising a gelling agent e.g. basified Carbomer BP, in the presence of water. Topically administrable compositions may also comprise a matrix in which the pharmaceutically active compounds of the present invention are dispersed so that the compounds are held
20 in contact with the skin in order to administer the compounds transdermally. A suitable transdermal composition may be prepared by mixing the pharmaceutically active compound with a topical vehicle, such as described above, together with a potential
25 transdermal accelerant such as dimethyl sulphoxide or propylene glycol.

Compositions of the invention suitable for rectal administration are known pharmaceutical forms for such administration, for example suppositories with hard fat,
30 synthetic glycerides or polyethylene glycol bases.

Compositions of the invention suitable for parenteral administration are known pharmaceutical forms for such administration, for example sterile suspensions or sterile solutions in a suitable solvent.

Compositions of the ¹¹ invention suitable for inhalation via the mouth and/or the nose are the known pharmaceutical forms for such administration, for example aerosols, nebulised solutions or powders. 5 Metered dose systems, known to those skilled in the art, may be used.

Compositions suitable for application to the buccal cavity include slow dissolving tablets, troches, chewing gum, gels, pastes, powders, mouthwashes or rinses.

10 The compounds of the present invention may also be administered by continuous infusion either from an external source, for example by intravenous infusion, or from a source of the compound placed within the body. Internal sources include implanted reservoirs containing 15 the compound to be infused which is continuously released for example by osmosis and implants which may be a) liquid such as an oily solution or suspension of the compound to be infused for example in the form of a very sparingly water-soluble derivative such as a 20 dodecanoate salt or b) solid in the form of an implanted support for example of a synthetic resin of waxy material for the compound to be infused. The support may be a single body containing all the compound or a series of several bodies each containing part of the 25 compound to be delivered.

In some formulations it may be beneficial to use the compounds of the present invention in the form of particles of very small size, for example as obtained by fluid energy milling.

30 In the compositions of the present invention the active compound may, if desired, be associated with other compatible pharmacologically active ingredients, for example, a non-steroidal antiinflammatory agent

12

e.g. ibuprofen, S(+)-ibuprofen, flurbiprofen or S(+)-flurbiprofen, an analgesic or an antipyretic agent.

The compounds of formula I are indicated for use as medicaments. In particular compounds of formula I are indicated for use as anti-rheumatic agents by their activity demonstrated by means of tests on standard laboratory animals. Such tests include, for example, the oral administration of compounds of formula I to mice with experimental antigen-induced arthritis.

5

10 Compounds of formula I are suitable for use in treating rheumatic diseases for example rheumatoid arthritis, osteoarthritis, osteoporosis, crystal arthropathies (e.g. gout), reactive arthritis, ankylosing spondylitis or psoriatic arthropathy. It is believed that compounds

15 of formula I and pharmaceutically acceptable salts thereof are disease-modifying antirheumatic agents.

The compounds of formula I are also indicated for use as immunomodulatory agents, and are generally immunosuppressants. The compounds according to the invention are useful in the treatment of diseases resulting from an aberrant immune reaction. Thus the pharmaceutical compositions containing a therapeutically effective amount of a compound of formula I may be used to treat diseases with an immunological association.

20

25 The compounds are also useful to treat immunologically-induced diseases including allergic and inflammatory conditions, particularly those mediated by the release of cytokines such as tumour necrosis factor (TNF).

The immunomodulatory activity of compounds falling within formula I may be demonstrated by means of in vitro and in vivo tests. Such tests include, for example, in vitro and/or in vivo tests which detect the production of inflammatory cytokines e.g. TNF, in response to endotoxins. Thus, compounds of formula I are

30

useful as modulators¹³ of cytokine synthesis, immunomodulatory agents, anti-inflammatory agents and anti-allergic agents.

Diseases which may be treated by compounds according to the present invention include immunologically based diseases such as transplant rejection, eg kidney rejection; and graft-versus-host disease; joint inflammation; autoimmune diseases, such as thyroiditis, type 1 diabetes, multiple sclerosis, cerebral inflammation, sarcoidosis and systemic lupus erythematosus; cutaneous disorders, such as contact sensitivity, eczema and psoriasis; respiratory disorders for example: asthma and rhinitis; gastrointestinal disorders for example: gastritis, Crohn's disease, ulcerative colitis and other inflammatory diseases of the bowel; diseases of the oral cavity for example: periodontitis and gingivitis; HIV infection (AIDS); septic shock; malaria; cerebral inflammation; viral diseases; neoplasia and cachexia. Other diseases which may also be treated by compounds of the present invention include muscle trauma, gout, tendonitis and bursitis; Alzheimer's disease; cutaneous disorders for example: urticaria, allergic skin diseases, burns, ocular inflammation and iritis.

Compounds of formula I may also be suitable for the treatment of diseases of the oral cavity for example periodontitis, gingivitis and alveolar bone resorption.

Accordingly, in a further aspect, the present invention also includes a method of treating rheumatic diseases, particularly rheumatoid arthritis and osteo-arthritis, comprising the administration of a therapeutically effective amount of a compound of formula I including pharmaceutically acceptable salts thereof to a mammal in need thereof.

14

Accordingly, in another aspect, the present invention also includes a method of treating diseases with an immunological association in a mammal in need of such treatment, comprising the administration of a therapeutically effective amount of a compound of formula I to said mammal.

Compounds of formula I may also be administered in a prophylactic manner to mammals, particularly humans who have been identified as being susceptible to arthritic diseases.

Whilst the precise amount of active compound administered will depend on a number of factors, for example the age of the patient, the severity of the condition and the past medical history and always lies within the sound discretion of the administering physician, a suitable dose for oral administration to mammals, including humans, is generally within the range 0.01-80 mg/kg/day, more usually 0.2-40 mg/kg/day given in single or divided doses. For parenteral administration, a suitable dose is generally within the range 0.001-80 mg/kg/day, more usually 0.2-40 mg/kg/day given in single or divided doses or by continuous infusion. A suitable preparation for topical administration generally contains the active ingredient within the range 0.01-20% by weight, more usually 0.05-5% by weight. Oral administration is preferred.

The pharmaceutical compositions containing a therapeutically effective amount of a compound of formula I may be used to treat rheumatic diseases such as rheumatoid arthritis and osteoarthritis. In such treatment the amount of the compound of formula I administered per day is in the range 0.1 to 6000 mg.

15

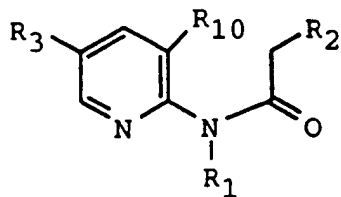
In yet another aspect, the present invention provides the use of a compound of formula I in the manufacture of a medicament for use in the treatment of rheumatic diseases such as rheumatoid arthritis and osteoarthritis.

The present invention also includes a method of treating inflammatory and/or allergic conditions in a mammal in need of such treatment comprising the administration of a therapeutically effective amount of a compound of formula I to said mammal.

In yet another aspect the present invention provides the use of a compound of formula I in the manufacture of a medicament for use in the treatment of inflammatory diseases, allergic conditions or diseases with an immunological association.

Processes for the preparation of compounds of formula I will now be described. These processes form a further aspect of the present invention. The processes listed are preferably carried out at atmospheric pressure unless otherwise stated.

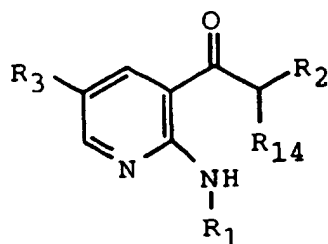
Compounds of formula I may be prepared by cyclising a compound of formula III



in which R_1 , R_2 and R_3 are as previously defined and R_{10} represents cyano or a group of formula COR_{11} in which R_{11} represents a leaving group, for example halo, a C_{1-6} alkoxy group, an aryloxy group, an arylalkoxy group, a

¹⁶
 C₁₋₆ alkanoyloxy group, a (C₁₋₆ alkoxy)carbonyloxy group, an amino group of formula NR₁₂R₁₃ (in which R₁₂ and R₁₃ independently represent hydrogen or a C₁₋₆ alkyl group or R₁₂ and R₁₃ together with the nitrogen atom to which they are attached represent a saturated 3-7 membered heterocyclic ring optionally containing sulphur, oxygen or an additional nitrogen atom, wherein the ring is optionally substituted by one or more C₁₋₄ alkyl groups), in the presence of a base, for example sodium hydride or sodium ethoxide, in the presence of an inert organic liquid which is preferably a solvent for the compound of formula III, for example ethanol, tetrahydrofuran or N,N-dimethylformamide, at a temperature in the range -50 to 250°C, preferably in the range -15 to 150°C, optionally followed by hydrolysis when R₁₀ represents cyano or an amide group and optionally followed by acidification.

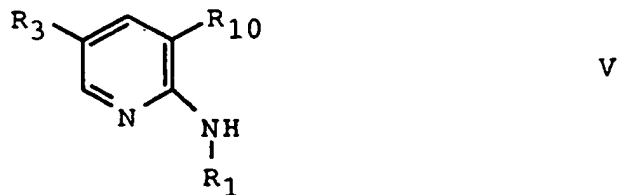
Compounds of formula I may be prepared by cyclising a compound of formula IV



IV

20 in which R₁, R₂ and R₃ are as previously defined and R₁₄ represents a group of formula COR₁₁ in which R₁₁ is as previously defined, for example by heating, at a temperature in the range 30-250°C preferably in the presence of an inert organic liquid which is preferably
 25 a solvent for the compound of formula IV, for example N,N-dimethylformamide.

Compounds of formula ¹⁷I may be prepared by condensing a compound of formula V

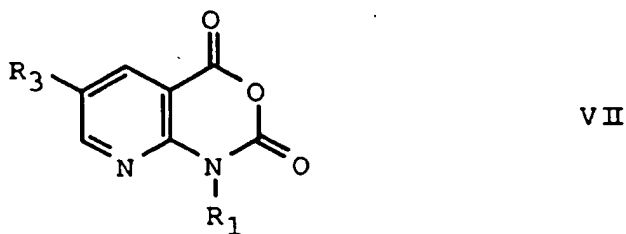


in which R_1 , R_3 and R_{10} are as defined previously with a compound of formula VI



- 5 in which R_2 is as previously defined and R_{14} represents a group of formula COR_{11} in which R_{11} is as previously defined, for example by reacting together at a temperature in the range 0-150°C, preferably in the presence of a base, for example sodium ethoxide, in the presence of an inert organic liquid which is preferably a solvent for the reactants, for example N,N-dimethylformamide, and then reacting at a temperature in the range 0-250°C, optionally followed by hydrolysis when R_{10} represents cyano or an amide group and optionally followed by acidification. Preferably R_{14} is the same as group R_2 .

Compounds of formula I may be prepared by reacting a compound of formula VII

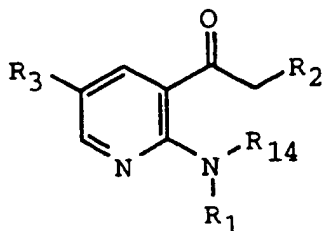


in which R_1 and R_3 are as previously defined with a compound of formula VI



in which R_2 is as previously defined and R_{14} represents a group of formula COR_{11} in which R_{11} is as previously defined, for example by reacting together at a temperature in the range 0-150°C, preferably in the presence of a base, for example sodium hydride, in the presence of an inert organic liquid which is preferably a solvent for the reactants, for example N,N-dimethylformamide, and then reacting at a temperature in the range 0-250°C, optionally followed by acidification. Preferably R_{14} is the same as group R_2 .

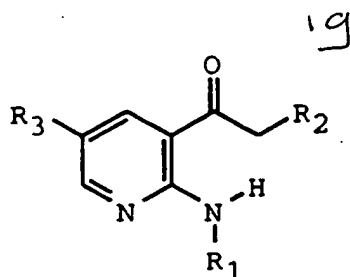
Compounds of formula I may be prepared by cyclising a compound of formula IX



IX

in which R_1 , R_2 , R_3 and R_{14} are as previously defined, optionally in the presence of a base, for example sodium hydride, preferably in the presence of an organic liquid which is preferably a solvent for the compound of formula IX, for example N,N-dimethylformamide, at a temperature in the range 0-150°C optionally followed by acidification.

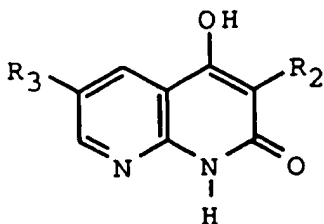
Compounds of formula I may be prepared by reacting a compound of formula XIII



XIII

in which R_1 , R_2 and R_3 are as previously defined with a
 compound of formula Y_1COY_2 in which Y_1 represents halo,
 alkoxy (optionally substituted by halo), aryloxy,
 arylalkoxy, cyano or a group of formula $NR_{15}R_{16}$ (in
 5 which R_{15} and R_{16} independently represent a C_{1-6} alkyl
 group or R_{15} and R_{16} together with the nitrogen atom to
 which they are attached represent a saturated 3-7
 membered heterocyclic ring) and Y_2 represents halo,
 alkoxy (optionally substituted by halo), aryloxy or
 10 arylalkoxy (for example Y_1COY_2 is ethyl chloroformate or
 diethyl carbonate), optionally in the presence of a
 base, for example sodium hydride or triethylamine,
 preferably in the presence of an inert organic liquid
 which is preferably a solvent for the compound of
 15 formula XIII, for example N,N-dimethylformamide, at a
 temperature in the range 0-150°C.

Compounds of formula I may be prepared by reacting
 a compound of formula XII



XII

in which R_2 and R_3 are as previously defined, with an
 20 alkylating agent of formula R_1X in which R_1 is as
 previously defined and X represents a leaving group, for

example chloro, bromo or iodo²⁰. It will be appreciated by those skilled in the art that an Q-alkylated or an Q,N-dialkylated product may be obtained in this process from which the desired compound may be obtained by
5 chromatography. The undesired Q,N-dialkylated product may be converted into the N-alkylated product by methods known to those skilled in the art, e.g. by hydrolysis. Alternatively the Q-alkylated product may be converted into the N-alkylated product by heating.

10 Compounds of formula III may be prepared by reacting a compound of formula V with a compound of formula VI at a temperature in the range -50 to 150°C, preferably in the presence of an organic liquid which is preferably a solvent for the compound of formula V.

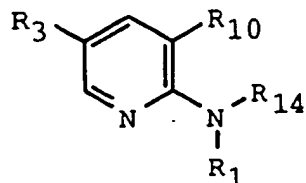
15 Compounds of formula IV may be prepared by reacting a compound of formula V with a compound of formula VI in the presence of a base, for example sodium hydride or sodium ethoxide, in the presence of an organic liquid, preferably a solvent for compounds of formula V, at a
20 temperature in the range -50 to 150°C.

Compounds of formula IV may also be prepared by reacting a compound of formula VII with a compound of formula VI in the presence of a base, for example sodium hydride or sodium ethoxide, in the presence of an
25 organic liquid, preferably a solvent for compounds of formula V, at a temperature in the range -50 to 150°C.

Compounds of formulae V, VI, and VII may be prepared by methods known to those skilled in the art.

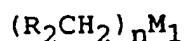
30 Compounds of formula IX may be prepared by reacting a compound of formula X

21



X

in which R₁, R₃, R₁₀ and R₁₄ are as defined previously with a compound of formula XI



XI

in which R₂ is as previously defined and when n is 1
 5 then M₁ represents Li or MgX, in which X represents
 bromo, chloro or iodo, and when n is 2 then M₁
 represents Cd, optionally in the presence of a
 transition metal or a transition metal salt, by methods
 known to those skilled in the art, optionally followed
 10 by hydrolysis when R₁₀ represents cyano or an amide
 group and optionally followed by acidification.

Compounds of formula X and XI may be prepared by
 methods known to those skilled in the art. For example,
 compounds of formula X may be prepared from compounds of
 15 formula V.

Compounds of formula XII may be prepared by methods
 analogous to those described for the preparation of
 compounds of formula I by reaction of compounds of
 formulae III, IV, V, VII and IX in which R₁ represents
 20 hydrogen.

Compounds of formula XIII may be prepared by
 reacting a compound of formula V with a compound of
 formula XI in an analogous manner to the preparation of
 compounds of formula IX.

22

Certain intermediate compounds of formulae III, IV, V, VII, IX, X and XII are believed to be novel. All novel compounds herein form a further aspect of the invention.

5 The therapeutic activity of the compounds of the present invention has been demonstrated by tests which include the oral administration of the compounds to mice with experimental antigen-induced arthritis. The compounds showed activity in the following test.

10 Experimental Antigen-induced Arthritis Test

Female BALB/c mice, 8 weeks of age were used: each control group contained either 35, 60 or 80 mice and each test group contained either 13, 15 or 20 mice respectively. The mice were sensitised by subcutaneous
15 injection into the flank or nuchal area with an emulsion (0.1 ml) consisting of a solution of methylated bovine serum albumin (m-BSA) (0.1 mg) in sterile aqueous sodium chloride solution (0.05 ml; 0.15 M) and Freund's Complete Adjuvant (0.05 ml) containing, in total, killed
20 Mycobacterium tuberculosis (0.075 mg). Simultaneously each mouse was injected intraperitoneally with an aqueous suspension of heat killed Bordetella pertussis (0.05 ml; 2×10^9 organisms). Identical injections were administered after 7 days. After a further 14 days the
25 left knee-joint of each mouse was injected with a solution of m-BSA (0.1 mg) in aqueous sodium chloride solution (0.01 ml; 0.15 M) (intra-articular challenge). This procedure induced a chronic erosive arthritis restricted to the challenged joint.

30 The test compounds were suspended in a vehicle of aqueous carboxymethyl cellulose solution (0.25% w/v) containing TWEEN®80 (1.5% w/v) at varying dosages and 0.1 ml was administered to each test mouse by gastric

intubation. The control mice received the vehicle with
no test compound. Administration occurred daily for 28
days commencing 14 days after intra-articular challenge.
After 42 days the test was terminated and the animals
5 were killed using a rising concentration of carbon
dioxide and the arthritic hind leg removed.

The femur and tibia were cut midway along their
length and the knee-joint trimmed free of skin and
musculature. The arthritic joints were placed in
10 perforated plastic holders and fixed in 10% formol
saline for at least 48 hours. They were then
decalcified in 5% formic acid for 72 hours with constant
agitation (replacing the formic acid after the first 24
hours), washed in water, dehydrated in alcohol and
15 embedded in paraffin wax. The joints were sectioned in
the sagittal plane at 5 μ m and stained with Van
Gieson's stain. Each joint was sectioned at two levels.

The severity of arthritis was assessed by
examination of the prepared sections. Synovitis and
20 pannus formation were graded on a 0-5 scale, by a
skilled operator, according to the degree of synovial
lining cell hypertrophy and hyperplasia, infiltration of
the synovium by lymphocytes, plasma cells,
monocytes/macrophages, fibroblasts and polymorpho-
25 nuclear (PMN) leukocytes and the degree of pannus
formation. Erosions of cartilage and bone were also
graded on a 0-5 scale, by a skilled operator, the score
reflecting the proportion of articular surface eroded as
well as the depth of the erosions. Using the combined
30 data the drug effects were expressed as the percentage
change in the mean scores for synovitis and erosions
compared to those of the control group. The data were
then analysed using the Mann-Whitney U-test.

Those compounds which²⁴ induced a statistically significant suppression of erosions or synovitis at a dosage of 30 mg/kg or below were deemed to be active. The results obtained are given in the Examples.

5 Preferred compounds induce a statistically significant suppression of erosions.

The therapeutic activity of compounds of formula I (in particular their ability as immunomodulants) was demonstrated by activity of certain compounds of
10 formula I (those compounds so tested referred to hereinafter as Test Compounds) in the mouse tumour necrosis factor- α (TNF- α) test (hereinafter referred to as the MTNF Test).

Mouse Tumour Necrosis Factor- α Test

15 The therapeutic activity of Test Compounds was demonstrated in an in vivo test which determined the ability of the Test Compounds to inhibit the release of TNF- α in response to the administration of endotoxin. TNF- α is currently thought to be a key mediator in the
20 pathogenesis of a number of autoimmune and inflammatory diseases and its inhibition is a potentially beneficial pharmacological goal. The MTNF Test is similar to that described by Zuckerman and Bendele (1989), Infection and Immunity, Vol 57 (10), pages 3009-3013. The MTNF Test
25 was carried out as described below.

Six week old, barrier-reared female mice of the BALB/c strain were obtained from Harlan-Olac Ltd and maintained under semi-barrier conditions with free access to food (CRM diet) and water for one to three
30 weeks before use. The Test Compound was combined with a carrier of 100 μ l of a solution of 1.5% v/v sorbitan esters (available commercially under the trade name Tween 80) and 0.25% v/v cellosize in sterile water. The

25

Test Compound in the carrier was administered orally to four BALB/c mice (hereinafter referred to as the Test Mice). The concentration of the Test Compound was such as to provide dosages of Test Compound selected from 5 100 mg/kg, 30 mg/kg, 10 mg/kg, 3 mg/kg, 1 mg/kg, 0.1 mg/kg and 0.03 mg/kg. An endotoxin, (lipopolysaccharide) (hereinafter referred to as LPS) was purified from *Escherichia coli* serotype 0127:B8 (obtained from Sigma [Code L3137]). A solution of LPS 10 at a concentration of 0.5 mg/ml in sterile endotoxin free 0.9% saline (obtained from Flowfusor) was prepared. Two hours after the administration of the Test Compound, 0.2 ml of the LPS solution was administered intraperitoneally to each of the Test Mice. A control 15 group of eight BALB/c mice (hereinafter referred to as the Control Mice) were treated in a similar manner to that described above for the Test Mice except that no Test Compound was included with the carrier. One hour after administration of LPS to the Control Mice and Test 20 Mice, they were killed by rising concentration of CO₂ and blood samples were collected by cardiac puncture.

The blood was allowed to clot at room temperature for one hour and the serum was separated from the clotted blood following centrifugation. The serum was 25 stored at -35°C until assay. Serum from individual mice at a dilution of 1:4 was assayed for TNF- α concentration by the enzyme linked immunosorbant assay (hereinafter referred to as ELISA) which was carried out as follows. Each well in a vinyl assay plate containing 96 wells 30 (from Costar) was coated with 50 μ l of 2 μ g/ml hamster anti-mouse TNF-(α and β) monoclonal antibody in a 0.1M sodium hydrogen carbonate buffer at pH 8.2 and the plate was left overnight at 4°C. The plate was then washed with a wash buffer (comprising phosphate buffered saline 35 [hereinafter known as PBS] with 0.05% v/v of the sorbitan ester available commercially under the trade

26

name Tween 20). Then a 200 μ l aliquot of a blocking/dilution buffer (comprising 10% sheep serum in PBS with 0.1% v/v of the Tween 20 sorbitan ester) was added to each well and the plate was incubated at 37°C for 30 minutes. After aspirating the blocking buffer, the murine serum samples diluted 1:4 in the blocking/dilution buffer, or (as standards) purified recombinant murine TNF- α (obtained from Genzyme) at a range of concentrations, were added to duplicate wells and the plate was incubated at 37°C for a further two hours. The plate was washed with the wash buffer and 100 μ l of a rabbit antibody solution (comprising a 1 in 10,000 dilution of a polyclonal rabbit anti-mouse TNF- α antibody in the blocking/dilution buffer [prepared as above]) was added to each well and incubated for a further 1 hour 30 minutes at 37°C. The plate was washed again and then 100 μ l of an anti-rabbit IgG peroxidase conjugate (obtained from Binding Site) at a 1 in 4000 dilution was added to each well, and the plate was incubated at 37°C for 30 minutes. After further washing of the plate, 100 μ l of a substrate solution was added to each well (the substrate solution comprised 0.1 mg/ml 3,3',5,5'-tetramethylbenzidine dihydrochloride buffered to pH 5.0 with a 0.1 M phosphate citrate buffer, to which 2 μ l of 30% hydrogen peroxide per 10 ml was added just before use). The colour of the solution in each well was allowed to develop. The reaction was stopped by the addition of 25 μ l of 1 M sulphuric acid and the optical density of the solution in each well read in a multichannel spectrophotometer at 450 nm.

The concentration (expressed as ng/ml) of TNF- α in the serum collected from each of the Test Mice was compared with that in the serum of each of the Control Mice. The mean TNF- α serum concentration of the Test Mice and the Control Mice was determined by comparison with a standard curve. The significance of the

percentage change of mean²⁷ TNF- α serum concentration between the Test Mice and Control Mice was determined by one-way analysis of variance followed by a two-tailed multiple t-test. A reduction in serum TNF- α concentration between the Test Mice and Control Mice indicated that the Test Compound inhibited the release of mouse TNF- α , and thus had activity as an immunosuppressant. Test Compounds which caused a statistically significant percentage reduction of >35% in mean serum TNF- α concentration at a single dose of the Test Compound of 100 mg/kg or less were considered active in the MTNF Test. The lowest dose (minimum effective dose [MED]) for which activity was found was determined for each Test Compound. The results are given in the Examples.

The invention is illustrated by the following non-limitative Examples in which parts and percentages are by weight and compositions of mixed solvents are given by volume. Novel compounds were characterised by elemental analysis and one or more of the following spectroscopic techniques: nuclear magnetic resonance, infra-red and mass spectroscopy.

In the Examples the following abbreviations are used: IMS = industrial methylated spirit and DMF = N,N-dimethylformamide.

Unless otherwise stated, the starting materials used in the Examples are commercially available and may be obtained by reference to the Fine Chemicals Directory.

20

EXAMPLE 1

- a) A mixture of 2-chloronicotinic acid (10.0 g) and benzylamine (13.34 ml) was heated at 130°C for 2 hours. The mixture was cooled and the resulting solid was broken up, triturated with water, acidified to pH 6 and filtered. The solid obtained was boiled up in IMS (200 ml), cooled and filtered to give 2-benzylaminonicotinic acid, m.p. 223-225°C.
- b) Chlorine gas was bubbled through a suspension of the product from a) (13.70 g) in glacial acetic acid (370 ml) at ambient temperature for 5 hours with stirring. The mixture was stirred at ambient temperature for 18 hours and then diluted with ether (100 ml). The mixture was filtered to give 2-benzylamino-5-chloronicotinic acid hydrochloride, m.p. 210-212°C.
- c) Chloroacetonitrile (2.9 ml) was added dropwise with stirring to a solution of the product from b) (12.0 g), triethylamine (10.9 ml) and acetone (90 ml) at 0°C. The mixture was stirred and boiled under reflux for 18 hours and then hot filtered. The filtrate was evaporated under reduced pressure to give an oil which was dissolved in dichloromethane, washed with water, dried and evaporated to give cyanomethyl 2-benzylamino-5-chloronicotinate as an oil.
- d) A mixture of the product from c) (11.40 g), triethylamine (1.5 ml) and methanol (150 ml) was boiled under reflux for 15 hours. The mixture was cooled and filtered to give methyl 2-benzylamino-5-chloronicotinate, m.p. 77-79°C.

e) Ethyl malonyl chloride ^{2g} (3.5 ml) was added dropwise with stirring to a solution of the product from d) (6.80 g), triethylamine (3.8 ml) and ether (260 ml) at ambient temperature. The resultant mixture was stirred
5 at ambient temperature for 2 hours and then filtered. The filtrate was evaporated under reduced pressure to give a residue which was dissolved in ethanol (50 ml) with warming. This solution was added rapidly, dropwise, to a solution of sodium (1.14 g) in ethanol
10 (150 ml) with stirring. The mixture was stirred for 30 minutes at ambient temperature and then poured into cold water (300 ml). This mixture was acidified with concentrated hydrochloric acid, stirred for 1 hour at ambient temperature and then filtered to give a solid
15 which was washed with water and then with petrol. The solid was triturated with ether and filtered to give ethyl 1-benzyl-6-chloro-4-hydroxy-2-oxo-1,2-dihydro-1,8-naphthyridine-3-carboxylate, m.p. 141-142°C.

Active 2/2 at 10 mg/kg in the Mouse Arthritis Test.

20 Active at ≤1 mg/kg in the Mouse TNF-α Test.

EXAMPLE 2

This was carried out in a similar manner to Example 1.

a) 2-Benzylaminonicotinic acid was converted into
25 methyl-2-benzylaminonicotinate (b.p. 162-164°C at 1 mbar) using the method described in Example 1 parts c) and d) with the exception that the product was distilled.

b) Ethyl 1-benzyl-4-hydroxy-2-oxo-1,2-dihydro-1,8-
30 naphthyridine-3-carboxylate, m.p. 121-123°C, was prepared by reacting methyl-2-benzylaminonicotinate

30

(6.0 g) and ethyl malonyl chloride (3.5 ml) in ether (260 ml) containing triethylamine (3.8 ml) and then adding the residue obtained on work up dissolved in ethanol (50 ml) to a solution of sodium (1.14 g) in absolute ethanol (150 ml).

Active 2/2 at 30 mg/kg; and
Active 1/1 at 10 mg/kg in the Mouse Arthritis Test.

EXAMPLE 3

a) A mixture of 2-chloronicotinic acid (30.0 g) and 4-chlorobenzylamine (45 ml) was heated at 120°C for 3.5 hours. The mixture was cooled to ambient temperature and the solid obtained was washed with water and collected by filtration. The solid was boiled in methanol and filtered to give 2-(4-chlorobenzylamino)-nicotinic acid, m.p. 240-242°C.

b) Thionyl chloride (45 ml) was added dropwise to a mixture of the product from a) (10.00 g) and DMF (2 drops) at ambient temperature. The mixture was stirred at ambient temperature for 18 hours and then excess thionyl chloride was removed under reduced pressure. Methanol (40 ml) was added to the residue and the mixture was stirred at ambient temperature for 4 hours and then boiled under reflux for 2 hours. The mixture was cooled to ambient temperature and the methanol removed under reduced pressure to give a residue which was triturated with ether and filtered to give methyl 2-(4-chlorobenzylamino)nicotinate hydrochloride, m.p. 148-150°C, which was neutralised with concentrated sodium hydroxide solution and extracted into ethyl acetate to give the free base.

c) A solution ethyl ³¹malonyl chloride (3.11 ml) in dichloromethane (11 ml) was added dropwise to a mixture of methyl 2-(4-chlorobenzylamino)nicotinate (5.00 g) and sodium bicarbonate (1.80 g) in dichloromethane (27 ml) at 10°C under nitrogen. The mixture was boiled under reflux for 6 hours and then left to stand at ambient temperature for 18 hours. The mixture was boiled for a further 6 hours then left to stand at ambient temperature for 64 hours. Water (100 ml) was added and the mixture was stirred at ambient temperature for 45 minutes. The organic layer was separated, washed with 5% hydrochloric acid, then with water, then dried and evaporated to give a residue which was dissolved in ethanol (50 ml) and added dropwise at 10°C to a solution of sodium (0.58 g) in ethanol (40 ml). The mixture was heated to 95°C and stirred at this temperature for 30 minutes, then left to stand at ambient temperature for 18 hours. The solvent was removed under reduced pressure and the residue was stirred with 5% hydrochloric acid (250 ml) at 0°C for 1 hour. The mixture was filtered to give a solid which was recrystallised from ethanol to give ethyl 1-(4-chlorobenzyl)-4-hydroxy-2-oxo-1,2-dihydro-1,8-naphthyridine-3-carboxylate, m.p. 142-144°C.

25 EXAMPLE 4

a) A mixture of 2,5-dichloronicotinic acid (30.0 g) and 4-methoxybenzylamine (41.0 ml) was heated at 150°C under nitrogen for 2 hours. The mixture was cooled to ambient temperature, dissolved in boiling water, acidified to pH 6 and filtered. The collected solid was dried, boiled up with IMS, then filtered to give 5-chloro-2-(4-methoxybenzylamino)nicotinic acid, m.p. 204-206°C.

- 12
b) Triethylamine (10.0 ml) was added dropwise with stirring to a suspension of the product from a) (10.0 g) in acetone (60.0 ml) with cooling. Chloroacetonitrile (2.1 ml) was added dropwise to the resultant solution and the mixture boiled under reflux for 13 hours. The mixture was hot filtered and the residue washed with boiling acetone. The filtrate and washings were combined and evaporated under reduced pressure to give a solid which was stirred with water (250 ml) for 2 hours and then filtered to give cyanomethyl 5-chloro-2-(4-methoxybenzylamino)nicotinate which was used in c) without further purification.
- 15 c) A mixture of the product from b) (11.4 g), methanol (50 ml) and triethylamine (1.0 ml) was boiled under reflux for 24 hours under nitrogen. The mixture was cooled to ambient temperature and the solid collected by filtration and recrystallised from ethyl acetate to give methyl 5-chloro-2-(4-methoxybenzylamino)nicotinate, m.p. 75-77°C.
- 20 d) A solution of the product from c) (3.2 g) in 1,4-dioxane (8.0 ml) was added dropwise with stirring to a suspension of sodium hydride (816 mg of a 60% dispersion in mineral oil) in 1,4-dioxane (8.0 ml) at ambient temperature. Ethyl malonyl chloride (1.5 ml) was added and the mixture stirred at ambient temperature for 3 hours. Further ethyl malonyl chloride (1.0 ml) was added and the mixture stirred at ambient temperature for 18 hours. Further ethyl malonyl chloride (0.6 ml) was added, keeping the temperature below 20°C, and the mixture stirred at ambient temperature for a further 21 hours. The mixture was warmed to 45°C and heated at this temperature for 6 hours. The mixture was cooled to ambient temperature and filtered. Ether was added to the filtrate to precipitate more solid. The solid collected by filtration and that collected by further

31

filtration of the filtrate were combined, dissolved in water and acidified to pH 5. The solid was collected by filtration and dried to give ethyl 6-chloro-4-hydroxy-1-(4-methoxybenzyl)-2-oxo-1,2-dihydro-1,8-naphthyridine-3-carboxylate, m.p. 185-187°C.

EXAMPLE 5

a) Trimethylsilylazide (89.1 ml) was added dropwise, with stirring, to a suspension of quinolinic anhydride (100.0 g) in dry chloroform (450 ml) under nitrogen.

10 The mixture was stirred until nitrogen evolution had subsided (around 30 minutes) and then boiled under reflux with stirring for 45 minutes to give a solution. The mixture was cooled to ambient temperature and ethanol (40.0 ml) was added. The mixture was stirred

15 for 20 minutes and a precipitate was collected by filtration and dried under vacuum overnight. The solid was stirred in cold acetonitrile (850 ml) and filtered. The filtrate was boiled under reflux for 15 minutes with stirring and then cooled in ice and filtered to give 4H-

20 pyrido[2,3-d][1,3]oxazine-2,4(1H)-dione, m.p. 213-215°C (with decomposition).

b) Sodium hydride (4.02 g of a 60% dispersion in mineral oil) was added in portions to a stirred suspension of the product from a) (15.0 g) in dry

25 dimethylacetamide (250 ml) under nitrogen at 0°C. The mixture was stirred at ambient temperature for 1 hour and then at 65°C for 0.5 hours. The solution was cooled to ambient temperature and phenethyl bromide (15.0 ml) was added dropwise. The mixture was stirred at ambient

30 temperature under nitrogen for 64 hours and then the solvent removed under reduced pressure to give a viscous oil which was dissolved in dichloromethane (500 ml) and washed with water. The organic layer was separated,

34

dried and evaporated to give a solid which was purified
by flash column chromatography on silica using petroleum
ether, b.p. 60-80°C/ethyl acetate 1:1 as the mobile
phase to give a yellow solid which was recrystallised
5 from dichloromethane/diethyl ether to give 1-phenethyl-
4H-pyrido[2,3-d][1,3]oxazine-2,4(1H)-dione,
m.p. 147-149°C.

c) A solution of the product from b) (2.00 g) and
diethyl malonate (1.20 g) in dry 1,4-dioxane (15 ml) was
10 added to a suspension of sodium hydride (300 mg of a 60%
dispersion in mineral oil) in dry 1,4-dioxane (10 ml)
which was boiling under reflux under nitrogen with
stirring. The mixture was stirred and boiled under
reflux for 6 hours. The mixture was cooled to ambient
15 temperature and diluted with ether (100 ml). The
mixture was filtered and the collected solid was stirred
in water (100 ml) for 1 hour and then filtered. The
filtrate was acidified to pH 5 with glacial acetic acid
and filtered to give ethyl 4-hydroxy-2-oxo-1-phenethyl-
20 1,2-dihydro-1,8-naphthyridine-3-carboxylate,
m.p. 121-123°C.

PHARMACEUTICAL EXAMPLES

Example U

In the preparation of capsules, 10 parts by weight
25 of active compound and 240 parts by weight of lactose
are de-aggregated and blended. The mixture is filled
into hard gelatin capsules, each capsule containing 10
mg active compound.

Example V

Tablets are prepared from the following ingredients.

		<u>Parts by Weight</u>
5	Active compound	10
	Lactose	190
	Maize starch	22
	Polyvinylpyrrolidone	10
	Magnesium stearate	3

- 10 The active compound, the lactose and some of the starch are de-aggregated, blended and the resulting mixture is granulated with a solution of the polyvinylpyrrolidone in ethanol. The dry granulate is blended with magnesium stearate and the rest of the starch. The mixture is
- 15 then compressed in a tableting machine to give tablets containing 10 mg of active compound.

Example W

- Tablets are prepared by the method of the previous Example. The tablets are enteric coated in a
- 20 conventional manner using a solution of 20% cellulose acetate phthalate and 3% diethyl phthalate in ethanol:dichloromethane (1:1).

Example X

- In the preparation of suppositories, 100 parts by
- 25 weight of active compound is incorporated in 1300 parts by weight of semi-synthetic glycerides as the suppository base and the mixture formed into suppositories each containing 100 mg of active ingredient.

Example Y

In the preparation of capsules, 50 parts by weight of active compound, 300 parts by weight of lactose and 3 parts by weight of magnesium stearate are de-aggregated and blended. The mixture is filled into hard gelatin capsules, each capsule containing 50 mg of active ingredient.

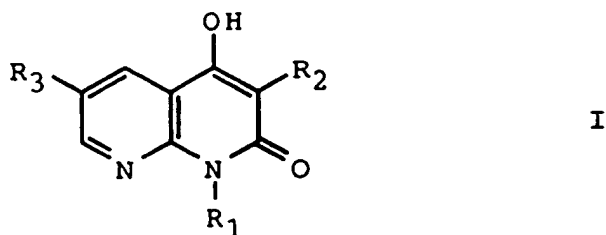
Example Z

The active compound is incorporated into the base by thorough homogenization until the drug is evenly distributed. The ointment is packed into 10 g amber jars with screw-capped lined lids.

Active compound 0.1 g
White soft paraffin to 10 g

37
CLAIMS

1. Compounds of formula I



including pharmaceutically acceptable salts thereof
in which

- 5 R_1 represents a phenyl C_{1-6} alkyl group (in which the phenyl ring is optionally substituted by one or more of the following: halo, a C_{1-4} alkyl group, a C_{1-4} alkoxy group, hydroxy or trifluoromethyl) and the alkyl chain is optionally substituted by one or more C_{1-2} alkyl
10 groups;
 R_2 represents a C_{2-6} alkoxy carbonyl group; and
 R_3 represents hydrogen or halo.

2. Compounds according to claim 1 in which R_3 represents halo.

- 15 3. Compounds according to claim 1 in which R_1 represents phenethyl or a benzyl group optionally substituted in the phenyl ring by one or more of the following: a C_{1-4} alkoxy group or halo; R_2 represents a C_{2-4} alkoxy carbonyl group and R_3 represents hydrogen or
20 halo.

4. A compound according to claim 1 selected from:

ethyl 1-benzyl-6-chloro-4-hydroxy-2-oxo-1,2-dihydro-1,8-naphthyridine-3-carboxylate;

- 25 ethyl 1-benzyl-4-hydroxy-2-oxo-1,2-dihydro-1,8-naphthyridine-3-carboxylate;

ethyl 1-(4-chlorobenzyl)-4-hydroxy-2-oxo-1,2-dihydro-1,8-naphthyridine-3-carboxylate;

ethyl 6-chloro-4-hydroxy-1-(4-methoxybenzyl)-2-oxo-1,2-dihydro-1,8-naphthyridine-3-carboxylate; and

5 ethyl 4-hydroxy-2-oxo-1-phenethyl-1,2-dihydro-1,8-naphthyridine-3-carboxylate.

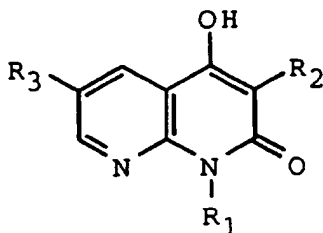
5. A pharmaceutical composition comprising a therapeutically effective amount of a compound as claimed in any one of claims 1-4 together with a
10 pharmaceutically acceptable diluent or carrier.

6. The use of a compound as claimed in any one of claims 1-4 as a medicament.

7. The use of a compound as claimed in any one of claims 1-4 in the treatment of rheumatic diseases.

15 8. The use of a compound as claimed in any one of claims 1-4 in the treatment of diseases resulting from an aberrant immune reaction.

9. A method of treating rheumatic diseases comprising the administration of a therapeutically effective amount
20 of a compound of formula I



I

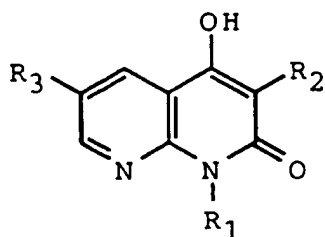
including pharmaceutically acceptable salts thereof in which

R₁ represents a phenyl C₁₋₆ alkyl group (in which the phenyl ring is optionally substituted by one or more of

the following: halo, a C₁₋₄ alkyl group, a C₁₋₄ alkoxy group, hydroxy or trifluoromethyl) and the alkyl chain is optionally substituted by one or more C₁₋₂ alkyl groups;

- 5 R₂ represents a C₂₋₆ alkoxy carbonyl group; and
 R₃ represents hydrogen or halo,
 to a mammal in need thereof.

10. A method of treating diseases with an immunological association comprising the administration of a therapeutically effective amount of a compound of formula I



I

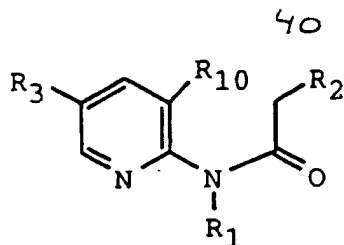
including pharmaceutically acceptable salts thereof in which

- 15 R₁ represents a phenyl C₁₋₆ alkyl group (in which the phenyl ring is optionally substituted by one or more of the following: halo, a C₁₋₄ alkyl group, a C₁₋₄ alkoxy group, hydroxy or trifluoromethyl) and the alkyl chain is optionally substituted by one or more C₁₋₂ alkyl groups;
- 20 R₂ represents a C₂₋₆ alkoxy carbonyl group; and
 R₃ represents hydrogen or halo,
 to a mammal in need thereof.

11. A process to prepare a compound of formula I as claimed in claim 1 comprising:

25

- a) cyclising a compound of formula III

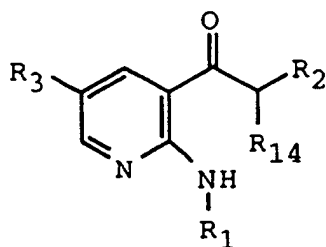


III

in which

R₁, R₂ and R₃ are as previously defined and R₁₀ represents cyano or a group of formula COR₁₁ in which R₁₁ represents a leaving group, in the presence of a base, in the presence of an inert organic liquid at a temperature in the range -50 to 250°C, optionally followed by hydrolysis when R₁₀ represents cyano or an amide group and optionally followed by acidification; or

b) cyclising a compound of formula IV



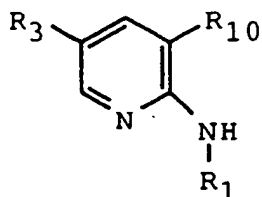
IV

10 in which

R₁, R₂ and R₃ are as previously defined and R₁₄ represents a group of formula COR₁₁ in which R₁₁ is as previously defined, at a temperature in the range 30-250°C; or

15 c) condensing a compound of formula V

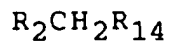
41



V

in which

R_1 , R_3 and R_{10} are as defined previously with a compound of formula VI

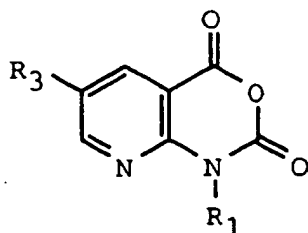


VI

in which

- 5 R_2 is as previously defined and R_{14} represents a group of formula COR_{11} in which R_{11} is as previously defined, by reacting together at a temperature in the range 0-150°C, in the presence of a base, in the presence of an inert organic liquid and then reacting at a
- 10 temperature in the range 0-250°C, optionally followed by hydrolysis when R_{10} represents cyano or an amide group and optionally followed by acidification; or

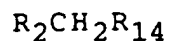
d) reacting a compound of formula VII



VII

in which

- 15 R_1 and R_3 are as previously defined with a compound of formula VI

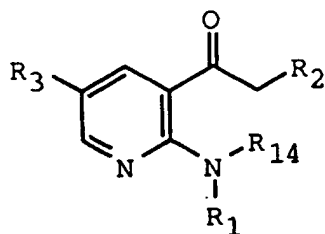


VI

in which

R_2 is as previously defined and R_{14} represents a group of formula COR_{11} in which R_{11} is as previously defined, by reacting together at a temperature in the range 0-150°C, in the presence of a base, in the presence of an inert organic liquid, and then reacting at a temperature in the range 0-250°C, optionally followed by acidification; or

e) cyclising a compound of formula IX

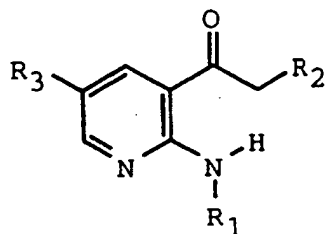


IX

10 in which

R_1 , R_2 , R_3 and R_{14} are as previously defined, optionally in the presence of a base, in the presence of an organic liquid at a temperature in the range 0-150°C optionally followed by acidification; or

15 f) compounds of formula I may be prepared by reacting a compound of formula XIII



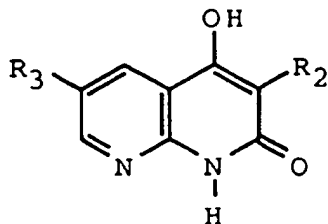
XIII

43

in which

R₁, R₂ and R₃ are as previously defined with a compound of formula Y₁COY₂ in which Y₁ represents halo, alkoxy (optionally substituted by halo), aryloxy, arylalkoxy, cyano or a group of formula NR₁₅R₁₆ (in which R₁₅ and R₁₆ independently represent a C₁₋₆ alkyl group or R₁₅ and R₁₆ together with the nitrogen atom to which they are attached represent a saturated 3-7 membered heterocyclic ring) and Y₂ represents halo, alkoxy (optionally substituted by halo), aryloxy or arylalkoxy (for example Y₁COY₂ is ethyl chloroformate or diethyl carbonate), optionally in the presence of a base, in the presence of an inert organic liquid, at a temperature in the range 0-150°C; or

15 g) reacting a compound of formula XII



XII

in which R₂ and R₃ are as previously defined, with an alkylating agent of formula R₁X in which R₁ is as previously defined and X represents a leaving group.

INTERNATIONAL SEARCH REPORT

International Application No
PC1/EP 95/03808

A. CLASSIFICATION OF SUBJECT MATTER
IPC 6 C07D471/04 A61K31/435 //(C07D471/04,221:00,221:00)

According to International Patent Classification (IPC) or to both national classification and IPC

B. FIELDS SEARCHED

Minimum documentation searched (classification system followed by classification symbols)
IPC 6 C07D A61K

Documentation searched other than minimum documentation to the extent that such documents are included in the fields searched

Electronic data base consulted during the international search (name of data base and, where practical, search terms used)

C. DOCUMENTS CONSIDERED TO BE RELEVANT

Category *	Citation of document, with indication, where appropriate, of the relevant passages	Relevant to claim No.
A	EP,A,0 452 873 (KYOWA) 23 October 1991 cited in the application see page 3, line 1 - line 2; claim 1 ---	1,5
A,P	WO,A,95 07909 (BOOTS) 23 March 1995 see claims 1,11 -----	1,5

Further documents are listed in the continuation of box C.

Patent family members are listed in annex.

* Special categories of cited documents :

- *A* document defining the general state of the art which is not considered to be of particular relevance
- *E* earlier document but published on or after the international filing date
- *L* document which may throw doubts on priority claim(s) or which is cited to establish the publication date of another citation or other special reason (as specified)
- *O* document referring to an oral disclosure, use, exhibition or other means
- *P* document published prior to the international filing date but later than the priority date claimed

- *T* later document published after the international filing date or priority date and not in conflict with the application but cited to understand the principle or theory underlying the invention
- *X* document of particular relevance; the claimed invention cannot be considered novel or cannot be considered to involve an inventive step when the document is taken alone
- *Y* document of particular relevance; the claimed invention cannot be considered to involve an inventive step when the document is combined with one or more other such documents, such combination being obvious to a person skilled in the art.
- *&* document member of the same patent family

Date of the actual completion of the international search

19 January 1996

Date of mailing of the international search report

29.01.96

Name and mailing address of the ISA

European Patent Office, P.B. 5818 Patentlaan 2
NL - 2280 HV Rijswijk
Tel. (+ 31-70) 340-2040, Tx. 31 651 epo nl,
Fax (+ 31-70) 340-3016

Authorized officer

Alfaro Faus, I

INTERNATIONAL SEARCH REPORT

International application No.

PCT/EP 95/03808

Box I Observations where certain claims were found unsearchable (Continuation of item 1 of first sheet)

This international search report has not been established in respect of certain claims under Article 17(2)(a) for the following reasons:

1. Claims Nos.:
because they relate to subject matter not required to be searched by this Authority, namely:
Remark : Although claims 9 and 10 are directed to a method of treatment of (diagnostic method practised on) the human/animal body the search has been carried out and based on the alleged effects of the compound/composition.
2. Claims Nos.:
because they relate to parts of the international application that do not comply with the prescribed requirements to such an extent that no meaningful international search can be carried out, specifically:
3. Claims Nos.:
because they are dependent claims and are not drafted in accordance with the second and third sentences of Rule 6.4(a).

Box II Observations where unity of invention is lacking (Continuation of item 2 of first sheet)

This International Searching Authority found multiple inventions in this international application, as follows:

1. As all required additional search fees were timely paid by the applicant, this international search report covers all searchable claims.
2. As all searchable claims could be searched without effort justifying an additional fee, this Authority did not invite payment of any additional fee.
3. As only some of the required additional search fees were timely paid by the applicant, this international search report covers only those claims for which fees were paid, specifically claims Nos.:
4. No required additional search fees were timely paid by the applicant. Consequently, this international search report is restricted to the invention first mentioned in the claims; it is covered by claims Nos.:

Remark on Protest

- The additional search fees were accompanied by the applicant's protest.
- No protest accompanied the payment of additional search fees.

INTERNATIONAL SEARCH REPORT

Information on patent family members

International Application No

PCT/EP 95/03808

Patent document cited in search report	Publication date	Patent family member(s)	Publication date
EP-A-452873	23-10-91	JP-A- 4217981 US-A- 5126341	07-08-92 30-06-92

WO-A-9507909	23-03-95	AU-B- 7695094	03-04-95
